

# ARTY

COLORFUL CREATIVITY ON PAPER!

Get inspired by:

- the perfect products
- outstanding drawing tutorials
- easy techniques for everyone



# ARTY

STABILO ARTY is for creators, players, tryers, have funnies and dare devils, for everyone who wants to make more out of life by making it colorful.

Draw outside the lines, express yourself, create and enjoy, design it your way, choose your tools, be reckless, find your style! ARTY consists of nothing less than the best tools for all drawing styles on paper, an endless source of colors, a wide variety of tips and leads, the softest to the hardest. All you have to do is choose and...

## GET STARTED!

### ALL YOU NEED FOR YOUR CREATIVITY ON PAPER

• ARTY RANGE OVERVIEW	4
• ARTY GRAPHITE + COLORED PENCIL OVERVIEW	6
• ARTY FIBRE-TIP PEN OVERVIEW	8
<b>STABILO® Othello®</b>	10
<b>STABILO® woody 3 in 1</b>	11
<b>STABILO® GREENcolors</b>	12
<b>STABILOaquacolor®</b>	13
<b>STABILO® Pen 68</b>	14
<b>STABILO® pointMax</b>	15
<b>STABILO® point 88®</b>	16
<b>STABILO® Cappi®</b>	17
<b>STABILO® Pen 68 brush</b>	18

### FREE YOUR CREATIVITY ON PAPER

#### INSPIRING DRAWING TUTORIALS

• MODERN PORTRAIT	19
• COLORFUL ABSTRACT	22
• COOL COMIC STYLE	24
• EXPRESSIVE NATURE	26



# ARTY

## COLORFUL CREATIVITY ON PAPER!

### STABILO® Othello® THE CLASSIC GRAPHITE PENCIL, ALL-PURPOSE

- In 10 degrees of hardness, perfect for any shading technique

### STABILO® Cappi® UNUSUAL FIBRE-TIP PEN, MODERN TUBE DESIGN

- Suited for contouring and coloring medium to large areas

### STABILO® Pen 68 COLOR-INTENSIVE, PREMIUM FIBRE-TIP PEN

- With waterbased-ink for cool aquarelle-effects and extensive hatching

### STABILOaquarecolor® THE INCREDIBLE AQUARELLABLE COLORED PENCIL

- For all major aquarelle techniques and dry coloring

### STABILO® woody 3 in 1 THE COLORED PENCIL, WATER- COLOR AND WAX CRAYON ALL IN ONE

- Works even on dark paper and glass
- Various techniques: aquarelle-effects, scraping technique and more

### STABILO® Pen 68 brush THE SPECIAL FIBRE-TIP PEN WITH FLEXIBLE BRUSH TIP

- Endless options in creating lines of different thickness by changing the pressure
- Impressive aquarelle-effects and color blendings

### STABILO® GREENcolors SUSTAINABLE BRILLIANT COLOR FAVORITE

- Perfect for hatching, stippling, layering and color blending

### STABILO® point 88® CLASSIC FINELINER, CONTROL AND PRECISION

- The must have for exact, fine lines, for outlines and templates or ornaments


### STABILO® pointMax THE ULTIMATE ONE FOR CONTOURING

- The robust tip is perfect to accentuate thicker lines and to play with motives



# ARTY GRAPHITE + COLORED PENCIL OVERVIEW

Discover the world of rich and brilliant colors, of different textures and endless possibilities with the ARTY range. Just express your creative ideas on paper. From sketching to coloring, from shading to creating stunning aquarelle drawings, go with your creative flow. Choose your ARTY tools and get started!

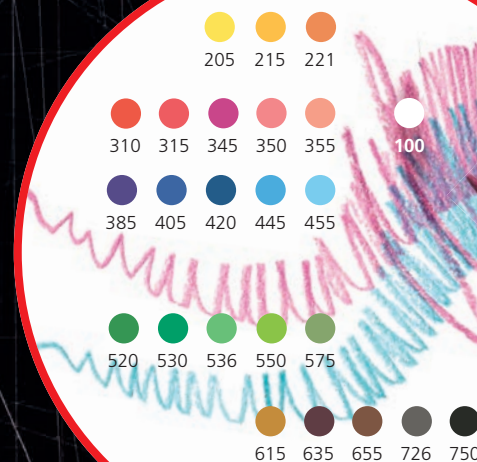



## STABILOaquacolor® THE INCREDIBLE AQUARELLABLE COLORED PENCIL

- Lead diameter 2.8 mm
- Available in 36 colors

## STABILO® Othello® THE CLASSIC GRAPHITE PENCIL, EVERY PURPOSE

- Lead diameter 2.2 - 3.0 mm
- 10 finely graded degrees



## STABILO® GREENcolors SUSTAINABLE BRILLIANT COLOR FAVORITE

- Lead diameter 3 mm
- Available in 24 colors




## STABILO® woody 3 in 1 THE COLORED PENCIL, WATERCOLOR AND WAX CRAYON ALL IN ONE

- Lead diameter 10 mm
- Available in 18 colors



# ARTY FIBRE-TIP PEN OVERVIEW

Revel in unbelievable colorfulness, color intensity and drawing options. There is almost no color nuance that you cannot draw with the extensive ARTY range and no style that you cannot achieve with the great variety of different tips: from fine lines to generous brushstrokes, from vivid aquarelle-effects to precise sketches – what do you feel like today? Express yourself on paper and have fun!




## STABILO® pointMax THE ULTIMATE ONE FOR CONTOURING

- Line width 0.8 mm
- Available in 15 colors


## STABILO® Cappi® UNUSUAL FIBRE-TIP PEN, MODERN TUBE DESIGN

- Lead diameter 1 mm
- Available in 18 colors



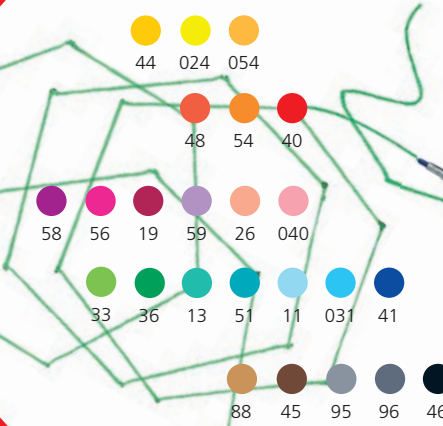
## STABILO® Pen 68 brush THE SPECIAL FIBRE-TIP PEN WITH FLEXIBLE BRUSH TIP

- Flexible brush tip
- Available in 18 colors



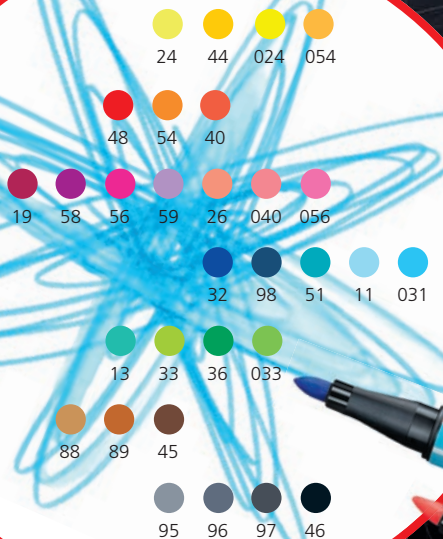
## STABILO® point 88® CLASSIC FINELINER, CONTROL AND PRECISION

- Line width 0.4 mm
- Available in 24 colors



## STABILO® Pen 68 COLOR-INTENSIVE, PREMIUM FIBRE-TIP PEN

- Lead diameter 1 mm
- Available in 30 colors





## STABILO® Othello®

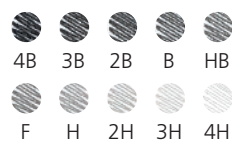
*Grey is the new black?*

### THIS GRAPHITE PENCIL IS FOR YOU

Grab this classic graphite pencil and start to create! Whatever you want to draw, sketch or shade, write or design – there is no limit to express your creativity in different shades of grey. With its wide range of finely graded degrees – from very soft to very hard and its break-proof lead, this pencil is the tool you need. Enjoy!

#### PRODUCT FEATURES

- Classic STABILO stripes design
- Comfortable varnished surface
- Break-proof lead
- Available in 10 degrees – from very soft (4B) to very hard (4H)



#### PRODUCT FEATURES

- The unique multi-talent: a colored pencil, watercolor and wax crayon all in one
- High opacity and color intensity, even on dark paper and glass – here it is easy to wipe off
- XXL lead – applies as much color as 8 standard colored pencils
- Perfect for large areas and suited for nearly all drawing techniques
- Thick shape for a good grip
- Almost unbreakable lead, diameter 10 mm
- Thick, soft strokes
- Available in 18 rich colors



## STABILO® woody 3in1

*Bubbling over with creativity?*

### THIS MULTI-TALENTED PENCIL IS FOR YOU

Set your creativity free with this truly multi-talented pencil! It is a colored pencil, watercolor and wax crayon all in one. With its chunky shape and solid lead, you can go wild even on dark surfaces, craft paper and glass. Enjoy the vibrant color intensity and opacity in 18 colors. For special aquarelle-effects just use a brush and add some water. Have fun and experiment!

205 220 310 334

355 370 385

533 570 405 425 450 470

630 810 750 805 100

woody 3in1



# STABILO® GREENcolors

Environmentally conscious  
and creative?

## THIS SUSTAINABLE COLORED PENCIL IS FOR YOU

You want to express yourself creatively and at the same time contribute to the protection of the environment? Here you go! Stabilo GREENcolors are made from 100% strictly controlled FSC®-certified wood. Just perfect for you. They combine colorfulness with sustainability, lots of fine color variations and perfect blending attributes. Go for it!

### PRODUCT FEATURES

- Environmentally friendly colored pencil
- Hexagonal shape with matt coating
- Made from 100% strictly controlled FSC®-certified wood
- High-quality colored leads of a lead diameter of 3 mm
- 24 strong, brilliant colors



# STABILOaquaColor®


Love to be in the flow?

## THIS AQUARELLABLE COLORED PENCIL IS FOR YOU

Creativity is happening whenever you let it! With this amazing aquarellable colored pencil you are perfectly equipped to start experimenting with lines and colors, with shades and effects. Use them dry or wet, on dry or damp paper and create stunning effects. You can even use the color with a brush directly from the pencil lead. There are no limits for your creativity as long as you let it flow! Are you ready?

### PRODUCT FEATURES

- Premium aquarellable colored pencil
- 36 brilliant colors for rich color application
- Water soluble
- 2.8 mm diameter lead





## STABILO® Pen 68

*Brilliant, luminous, even  
fluorescent visions?*

### THIS PREMIUM FIBRE-TIP PEN IS FOR YOU

Get inspired by this premium fibre-tip pen in 30 intensive colors of high brilliance and luminosity. Use it for thick lines, for hatching techniques and for coloring large areas. Work in some fluorescent highlights, develop your own style and enjoy! If you feel like adding aquarelle-effects to your work, just use a brush, aquarelle paper and some water. Ready to have fun?

### PRODUCT FEATURES

- Color-intensive premium fibre-tip pen
- High brilliance and luminosity
- Robust M-tip (line width approx. 1 mm) for even ink application
- Odorless, water-based ink
- Cap-off time of up to 24 hours
- Available in 30 colors, including 6 fluorescent colors



## STABILO® pointMax


*Go wild. Go hard. Go fast?*

### THIS FINELINER IS FOR YOU

Become unstoppable with this pen, which feels like an extension of your hand. With its uniquely robust tip, you can create a consistent line for even the biggest drawings, lots of details, patterns and various dot- and line techniques without compromising the tip quality. Choose your favorites from all the rich and vibrant colors and start your next wild project. Why not right now?!

### PRODUCT FEATURES

- Innovative, color-intensive fineliner for creative, high-volume use & thick lines
- Unique: specially developed, robust nylon writing tip
- Excellent comfort and pleasant feel when drawing or writing
- Odorless, water-based ink
- 15 brilliant colors
- Line width 0.8 mm
- Cap-off time of up to 24 hours
- With handy clip





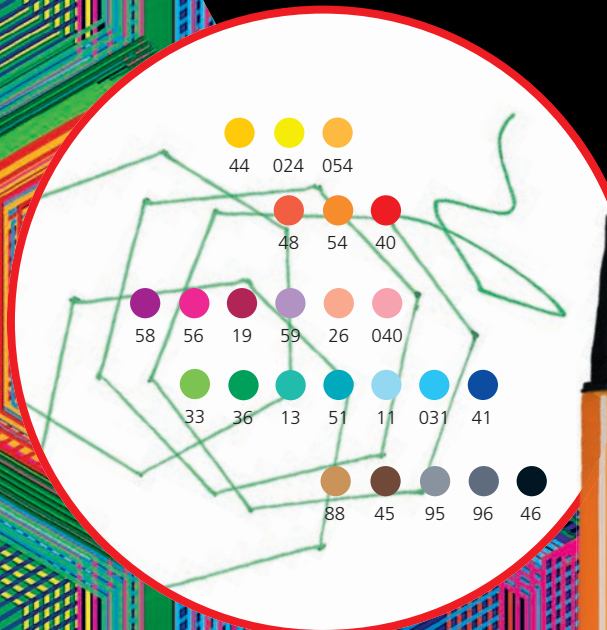


## STABILO® point 88®

*The more precise the line, the better?*

### THIS FINELINER IS FOR YOU

Everything starts with a line. That's why it is so fascinating to create something big out of a multitude of thin lines. Create precise outlines or fill a whole sheet with ornaments, scribbles, hatchings or design patterns. With the popular fineliner born in the 70s you can do it all, mega precisely! Thanks to 24 colors, including 6 fluorescent colors, you always find the perfect one, promised!



### PRODUCT FEATURES

- Hexagonal striped design known all over the world
- Metal-enclosed tip for a long lifespan
- Line width 0.4 mm
- Long cap-off time
- Ruler and stencil suitable
- Available in 24 colors, including 6 fluorescent colors



## STABILO® Cappi®

*Ready for creative fireworks?*

### THIS FIBRE-TIP PEN WITH CAP-RING IS FOR YOU

When creativity strikes you have to be ready to go and to draw wild. No matter where you are – string up these extraordinary pens with the practical cap ring and take them with you without having to carry a bag. All you need is paper and you're ready to contour, draw, scribble – whatever you want. The robust pen tip can take it! The pens can left uncapped for up to 24 hours without drying out. Have fun!

### PRODUCT FEATURES

- Caps can be threaded onto a cap-ring for safe keeping
- Ergonomic grip
- Available in 18 colors
- M-tip with approx. 1 mm line width
- Washable ink






# STABILO® Pen 68 *brush*

## Crazy for a little brush magic?

### THIS PREMIUM FIBRE-TIP PEN WITH BRUSH TIP IS FOR YOU

Once you strip the cap off this pen, you will realize, this is more. The flexible brush tip is perfect for lettering, coloring, shading, for thin- and thick lines in intensive colors and neon shades. With the water-based ink you can create aquarelle-effects (use aquarelle paper!) and amazing color blendings. Find your own brushstroke technique and express yourself in vibrant colors!



### PRODUCT FEATURES

- Premium fibre-tip pen with flexible brush tip
- Easy to vary the line thickness by changing the pressure
- Water-based ink for aquarelle-effects
- Perfect combination with the corresponding colors of STABILO Pen 68
- Up to 24 hours dry-out protection
- Available in 18 colors



## FREE YOUR CREATIVITY ON PAPER

### INSPIRING DRAWING TUTORIALS

In the mood for some serious color experience? This is the right place and this is the time. We have selected four drawing styles and inspiring techniques for you. We will give you an insight into your endless possibilities to free your creativity with STABILO ARTY. Find your style, combine what you like, grab a piece of paper, choose your colors and go!





## MODERN PORTRAITS?

### WITH ARTY YOU CAN

Every face can tell a story. Are you ready to put it down on paper? With this expressive style, you are becoming a storyteller. You are not just portraying a face. You are showing your very own interpretation with powerful colors and dynamic compositions. Don't worry about how perfect your sketch or how realistic your work is, let your individual perception flow freely onto the paper and have fun with the result. Discover the power of the vivid colors of ARTY. Get inspired by this cool step by step guide!

First get some aquarelle paper 250 g/m<sup>2</sup>. Then take your STABILO Othello, STABILOaquarecolor, STABILO woody 3 in 1, STABILO Pen 68 brush, STABILO pointMax and STABILO Cappi and get started.

*Don't hesitate. Create!*

### 1. FREE SKETCHING

Eyes and mouth play the main role in each portrait. Use one of your softer STABILO Othello – 3B or 4B – to sketch the facial contours quickly and freely, - don't frame it! Then draw eyes and mouth with a few strokes, contour the bridge of the nose with a single stroke, the hair as a whole swing.

- STABILO Othello

### 3. CREATIVE COLORING

Now further intensify the color range with your STABILO woody 3 in 1 or STABILOaquarecolor, grab a brush and some water and expand the set colors to areas. But be economical, use specific recesses for the lighting mood.

- STABILO woody 3 in 1
- STABILOaquarecolor

### 2. COLOR COMPOSITION

Begin with your STABILOaquarecolor, use the bright and shiny colors that determine the basic mood of your portrait in loose hatching. Test light and firm pressure, parallel hatching, cross-hatching or stippling – anything is possible!

- STABILOaquarecolor

### 4. EXPRESSIVE FINISHING

With the STABILO Pen 68 brush, STABILO Cappi and STABILO pointMax you start your colorful finale. Rework your entire portrait on the most expressive parts. Strengthen the eyelids, the mouth, create hard shadows and highlights, e.g. on the cheeks. That's it! Congrats!

- STABILO Pen 68 brush
- STABILO Cappi
- STABILO pointMax



## COLORFUL ABSTRACT?

### WITH ARTY YOU CAN

Abstract illustrations are often more challenging than the depiction of real objects, people or landscapes. There is a wide range of possibilities to create abstract compositions. From freely improvised, non-objective motifs to an order of colors and lines. Also thoughtful geometric shapes or imaginative pictorial drawings can create a kind of color symphony. Colorful abstract is the interplay of light and heavy picture elements in form and color. Enjoy creating forms and signs that have never been seen before.

Use aquarelle paper or drawing paper 250g/m<sup>2</sup>, grab your STABILO Othello, STABILO GREENcolors, STABILOaquacolor, STABILO point 88, STABILO Cappi, STABILO woody 3 in 1, STABILO Pen 68 brush, STABILO pointMax and get going.

*Don't hesitate. Create!*

### 1. BASE-COMPOSITION

Choose a geometric shape – a square, rectangle or circle – and sketch it with your STABILO Othello. Improvise now and draw a free form quickly and expressively into the geometric shape. Now contour exciting parts of the composition with STABILO point 88.

- STABILO Othello
- STABILO point 88

### 2. IMPACTFUL SHAPING

Now close some surfaces and define the heavy parts of your composition with your STABILO Cappi, as well as with your STABILO woody 3 in 1, whether neatly colored or cheekily and freely hatched, everything is allowed.

- STABILO woody 3 in 1
- STABILO Cappi

### 3. EXPRESSIVE COLORING

Be intuitive. Play with the colors and shapes you have defined. Color surfaces, create aquarelle-effects and then use the STABILO GREENcolors, STABILOaquacolor or STABILO Pen 68 brush to specifically emphasize on certain color surfaces. Be free and have fun with your color composition!

- STABILO Pen 68 brush
- STABILO GREENcolors
- STABILOaquacolor



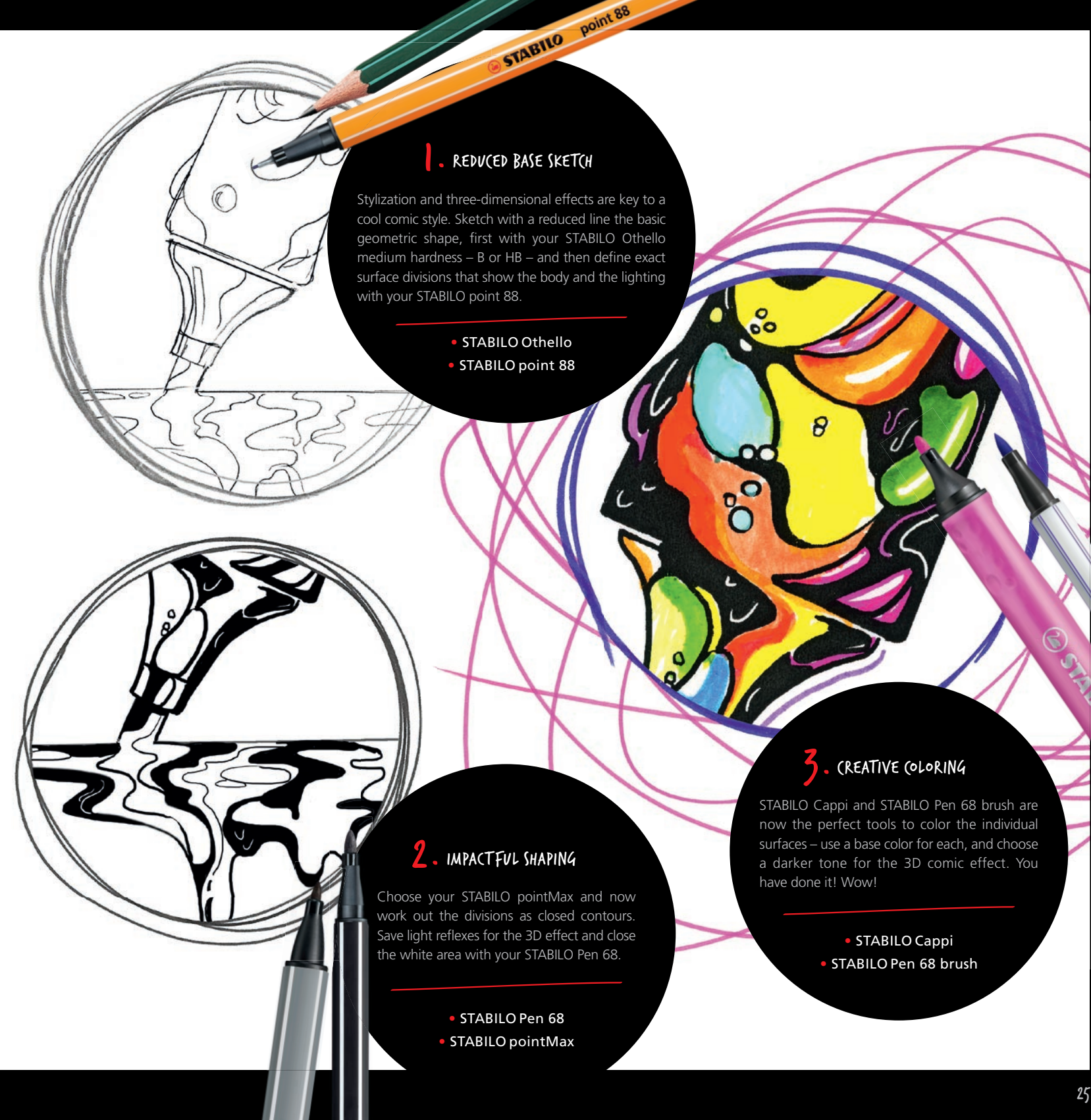
## COOL COMIC STYLE?

### WITH ARTY YOU CAN

Comic style is a visual art form that has a very long history and became very popular in the 1930s. Since then it has reinvented itself again and again with its infinite possibilities of styles and individual expressions. Whether you are into superheroes, underdogs, science fiction or into funny characters, with the special ARTY range you can perfectly express your unique style. What kind of story would you like to tell, what's on your mind and needs to be expressed? Get inspired with this cool step by step guide.

Take coated smooth layout paper 80-100g/m<sup>2</sup> and these STABILO pens: STABILO Othello, STABILO point 88, STABILO pointMax, STABILO Pen 68, STABILO Cappi and STABILO Pen 68 brush.

Don't hesitate. Create!



### 1. REDUCED BASE SKETCH

Stylization and three-dimensional effects are key to a cool comic style. Sketch with a reduced line the basic geometric shape, first with your STABILO Othello medium hardness – B or HB – and then define exact surface divisions that show the body and the lighting with your STABILO point 88.

- STABILO Othello
- STABILO point 88

### 2. IMPACTFUL SHAPING

Choose your STABILO pointMax and now work out the divisions as closed contours. Save light reflexes for the 3D effect and close the white area with your STABILO Pen 68.

- STABILO Pen 68
- STABILO pointMax

### 3. CREATIVE COLORING

STABILO Cappi and STABILO Pen 68 brush are now the perfect tools to color the individual surfaces – use a base color for each, and choose a darker tone for the 3D comic effect. You have done it! Wow!

- STABILO Cappi
- STABILO Pen 68 brush



# EXPRESSIVE NATURE?

## WITH ARTY YOU CAN

Landscapes can be wild and modern, more colorful than reality. No detail is important, only the picture as a whole counts – play with the variety of colors! Dare to use a red color for the grass and a green color for the sky. Forget details, focus on color – create outside the lines. You will be surprised how beautiful and realistic the results looks like. Start now and sketch your favorite landscape or simply what you see outside your window.

Grab your STABILO Othello 2H or 4H and 2B or 4B, STABILO GREENcolors, STABILO woody 3 in 1, STABILO Cappi, STABILO Pen 68 and STABILO Pen 68 brush and use aquarelle paper or smooth drawing paper 100-120g/m².

Don't hesitate. Create!

### 1. ONE-LINE SHAPE

Grab your STABILO Othello, start with a hard one like 2H or 4H. Do not include details in the preliminary drawing. Once the basic structure is in place, work with the softer ones like 2B or 4B to emphasize the most important shapes. Ready for colors?

- STABILO Othello

### 2. KEY-COLOR COMPOSITION & SHAPING

Choose your STABILO GREENcolors for the delicate crayon hatching. Then use STABILO Cappi to set simple, strong strokes in parallel stroke technique. You determine your later color composition. Avoid areas where the light should be bright.

- STABILO GREENcolors
- STABILO Cappi

### 3. CREATIVE COLORING

Enhance color tones with the strong, luminous support of STABILO Pen 68 and contour individual lines with STABILO woody 3 in 1 and STABILO Pen 68 brush. All colors fit together perfectly. Now grab a brush and water to create individual areas with aquarelle-effects. Voila!

- STABILO Pen 68
- STABILO Pen 68 brush
- STABILO woody 3 in 1







**ARTY**

COLORFUL CREATIVITY  
ON PAPER!